

mpower CM573

With the CM573 you can be sure of quality morticing results.

When accuracy and a clean cut are critical demands of your morticing jobs, then the CM573 is the obvious choice.

The CM573 is a quality engineered, cost effective machine with a big capacity of up to 25mm mortices.

The heavy cast-iron construction of the column, table, base and cross slide provides maximum stability. Specially designed for precise trouble free and long life operations.

This machine will provide excellent morticing results when used in industrial workshops, schools and training establishments etc.




Chisel Morticer

CE


Specification

Maximum chisel size (softwood)	25mm (1")
Maximum chisel size (hardwood)	19mm (¾")
Timber capacity	225mm x 180mm (10" x 7")
Stroke of chisel head	125mm (5")
Motor T.E.F.V.	1.1KW (1.5HP)
Longitudinal table movement	400mm (16")
Lateral table movement	90mm (3½")
Length	520mm (20½")
Width	670mm (26¾")
Height	1460mm (57½")
Net Weight	165kgs (364lbs)
Gross Weight	215kgs (474lbs)
Packing size (LxWxH)	765mm x 545mm x 1470 (30½" x 21½" x 58")




Precision Head Downfeed

The morticing head is manoeuvred on a dovetail slide way for precision downfeeding. The bit is driven by a 1.5HP motor with a totally enclosed fan ventilation system.



Depth Stop

A depth stop is provided for accurate morticing control. The starter switch features thermal overload and no volt release protection.



Powerful Morticing Capability

The chuck is directly driven by a 1.5HP motor for powerful morticing operations. The maximum chisel is 25mm for softwood operations and 19mm for hardwood operations.




Minimum Operator Fatigue

The long operating lever controls the morticing head downfeed. It incorporates a correct counter-balance system enclosed within the stand for smooth morticing operations and minimum operator fatigue.



Two Position Clamp

The clamp provides fast and secure clamping operations for a variety of stock sizes.



Single Handwheel Control

The specially designed single handwheel control for both longitudinal and lateral table movements ensures convenient, accurate and fast table adjustments.